

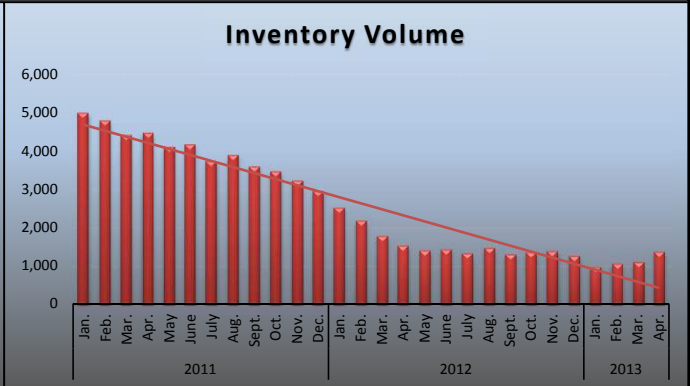
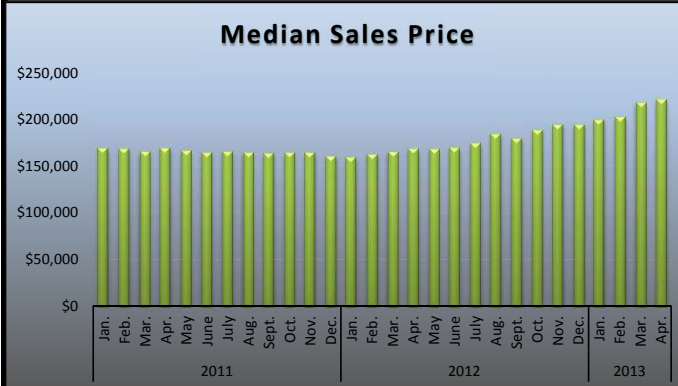
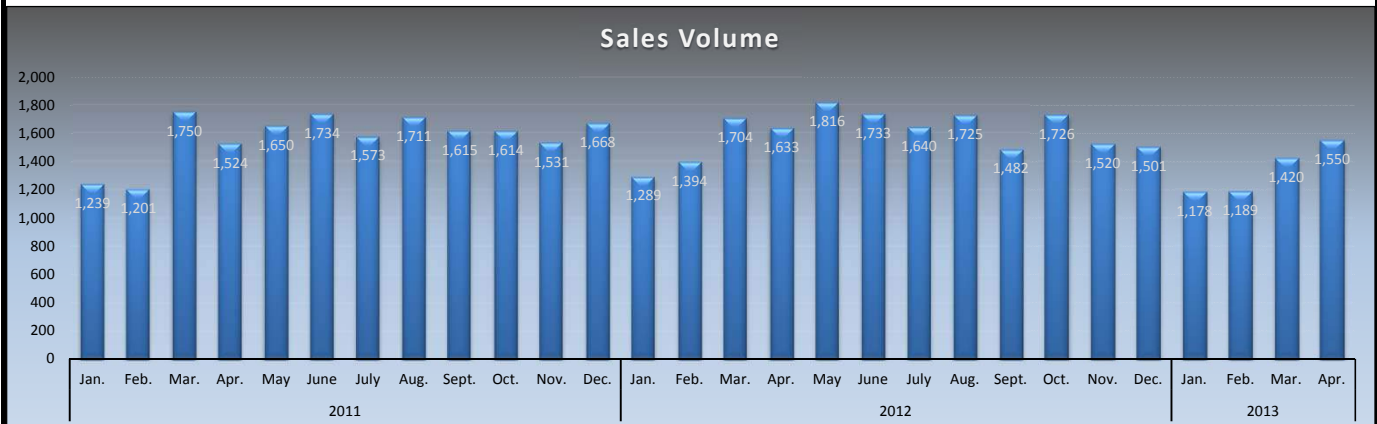
# MLS STATISTICS for April 2013

## Data for Sacramento County and the City of West Sacramento



### SINGLE FAMILY HOME RESALES

Monthly Statistics	Current Month	% of Total Sales	Last Month	Change	% of Total Sales	Last Year	% of Total Sales	Change
Listings Published this Month	2,099		1,956	7.3%		1,508		39.2%
Active Listing Inventory †	1,381		1,114	24.0%		1,539		-10.3%
Active Short Sale (included above)	65		71	-8.5%		390		
Pending Short Lender Approval	1,305		1,400	-6.8%		2,536		-48.5%
Pending Sales This Month	1,344		1,265	6.2%		1,626		-17.3%
Number of REO Sales	133	8.6%	146	-8.9%	10.3%	491	30.1%	-72.9%
Number of Short Sales	361	23.3%	380	-5.0%	26.8%	498	30.5%	-27.5%
Conventional Sales	1,056	68.1%	894	18.1%	63.0%	644	39.4%	64.0%
Total Number of Closed Escrows	1,550	100.0%	1,420	9.2%	100.0%	1,633	100.0%	-5.1%
Months Inventory	0.9 Months		0.8 Months	12.5%		0.9 Months		0.0%
Dollar Value of Closed Escrows	\$384,238,732		\$353,810,038	8.6%		\$322,438,958		19.2%
Median	\$222,000		\$218,750	1.5%		\$169,000		31.4%
Mean	\$247,736		\$249,162	-0.6%		\$197,573		25.4%
<b>Year-to-Date Statistics</b>	<b>01/01/13 to 04/30/13</b>		<b>01/01/13 to 04/30/13</b>			<b>1/1/2012</b>		<b>Change</b>
	SAR monthly data, compiled		MetroList YTD data			4/30/2012		
Number of Closed Escrows	5,337		5,479			6,020		-11.3%
Dollar Value of Closed Escrows	\$1,281,453,562		\$1,310,790,484			\$1,128,431,650		13.6%
Median	\$211,000		\$211,000			\$160,000		31.9%
Mean	\$239,239		\$239,239			\$179,861		33.0%



† includes: Active, Active Release Clause, Active Short Sale, Active Short Sale Contingent, Active Court Approval and Active Court Contingent listings

This representation is based in whole or in part on data supplied by MetroList. MetroList does not guarantee, nor is it in any way responsible for, its accuracy. Data maintained by MetroList does not reflect all real estate activity in the market. All information provided is deemed reliable, but it is not guaranteed and should be independently verified. For the most current statistical information, visit [www.sacrealtor.org/publicaffairs/statistics](http://www.sacrealtor.org/publicaffairs/statistics)

# MLS STATISTICS for April 2013

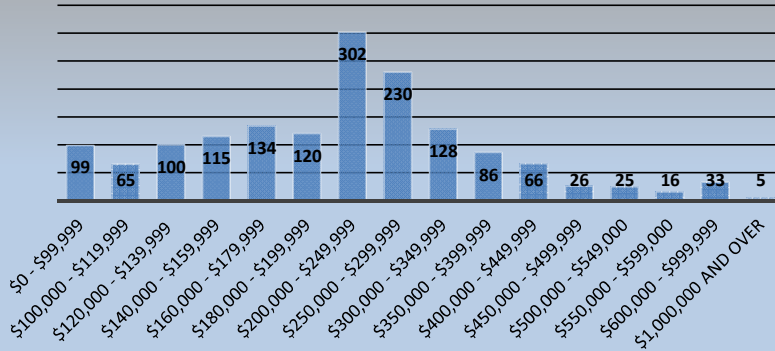
## Data for Sacramento County and the City of West Sacramento

### BREAKDOWN OF SALES BY PRICE

### Type of Financing/Days on Market

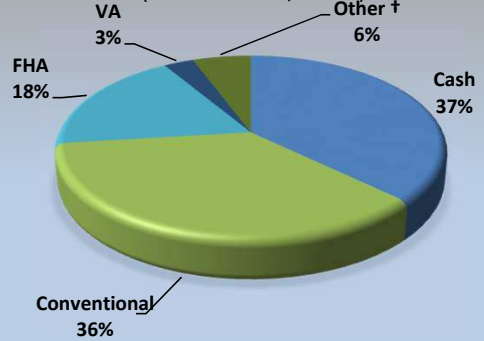
#### 1 House on Lot

Total: 1,550



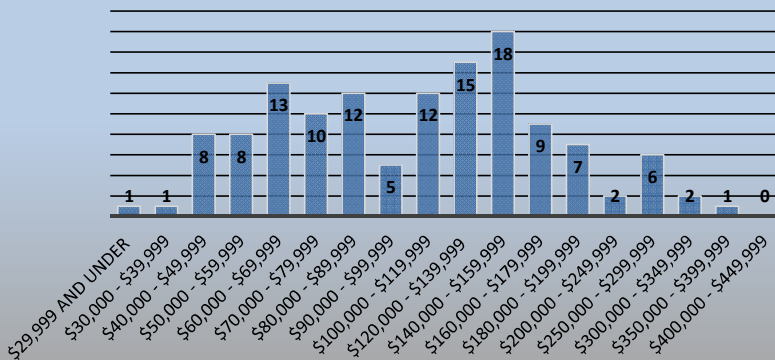
#### TYPE OF FINANCING

(1 House on Lot/Condo)



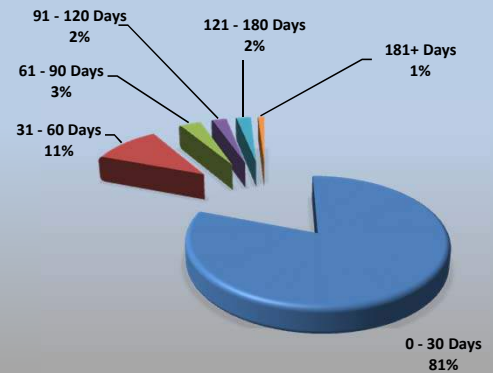
#### Condos

Total: 132



#### DAYS ON MARKET

(1 House on Lot/Condo)



Type of Financing (SFR, condo, PUD only) Financing Method	Current Month		Previous Month		LENGTH OF TIME ON MARKET				
	# of Units	% of Total	# of Units	% of Total	(SFR & Condo) Days on Market	# of Units	% of Total		
							Current Month	Last 4 Months	Last 12 Months
Cash	625	37.2%	563	36.5%	0 - 30	1,358	80.7%	76.3%	65.5%
Conventional	604	35.9%	595	38.6%	31 - 60	178	10.6%	11.7%	13.2%
FHA	308	18.3%	272	17.6%	61 - 90	55	3.3%	5.0%	7.1%
VA	49	2.9%	38	2.5%	91 - 120	37	2.2%	2.7%	4.7%
Other †	96	5.7%	75	4.9%	121 - 180	38	2.3%	2.7%	4.8%
<b>Total</b>	<b>1,682</b>	<b>100.0%</b>	<b>1,543</b>	<b>100.0%</b>	<b>181+</b>	<b>16</b>	<b>1.0%</b>	<b>1.7%</b>	<b>4.7%</b>
					<b>Total</b>	<b>1,682</b>	<b>100.0%</b>	<b>100.0%</b>	<b>100.0%</b>

\* half-plex, 2-on-1, mobile home

† includes: cal vet, contract of sale, creative, farm home loan, owner financing.

Median DOM: 10  
 Average DOM: 22  
 Average DOM 1 - 180 Days: 20  
 Average DOM 181+ Days: 231

This representation is based in whole or in part on data supplied by MetroList. MetroList does not guarantee, nor is it in any way responsible for, its accuracy. Data maintained by MetroList does not reflect all real estate activity in the market. All information provided is deemed reliable, but it is not guaranteed and should be independently verified. For the most current statistical information, visit

[www.sacrealtor.org/public\\_affairs/statistics](http://www.sacrealtor.org/public_affairs/statistics)

Based on Multiple Listing Service data from MetroList. © 2012 SAR.

Compiled monthly by Tony Vicari, Community Relations Manager, Sacramento Association of REALTORS® | [www.sacrealtor.org](http://www.sacrealtor.org) | 916.437.1205